

# Webportal Manual



**H.ESSERS**  
**LIQUID BULK**

## Table of content

### 1. Contents

Table of content .....	2
2. Introduction.....	3
3. General .....	4
3.1 Default page .....	4
3.2 Haulier page.....	5
3.2.1 Searchquery.....	5
3.2.2 Datagrid .....	5
3.2.3 Data overview & file upload .....	6
3.3 Driver Page .....	7

## 2. Introduction

Welcome to the H.Essers Liquid Bulk Web Portal Manual. This manual provides a comprehensive guide to help and guide you through the H.Essers Liquid Bulk Web Portal. This serves as a central hub for hauliers, drivers, customers and users involved in liquid bulk logistics.

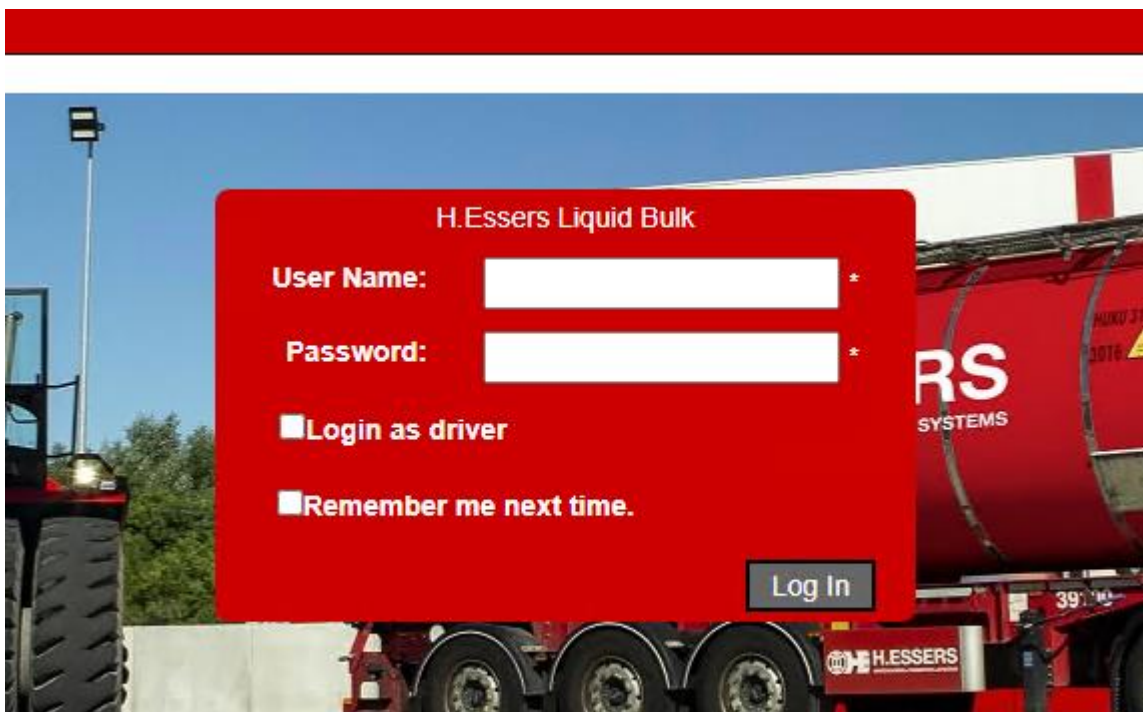
### Key Features:

- **Real-Time Tracking:** Offer a sophisticated tracking system to monitor the location and status of liquid bulk shipments in real time.
- **Product Information:** Display comprehensive product information, including safety guidelines, compatibility, and handling instructions for various liquid bulk substances.
- **Document Management:** Enable users to access and manage necessary shipping documents and compliance certificates.
- **Safety and Compliance:** Highlight safety regulations and compliance standards specific to liquid bulk transportation can be found on our website.
- **Collaboration Tools:** Integrate tools for seamless communication between clients, carriers, and H.Essers staff.

### 3. General

#### 3.1 Default page

On the default page you have the option to log in. Use your login code that has been provided to you. In case you are a driver and not a haulier please select the Login as driver option. Once you have successfully logged in you will be redirected to the next page.



Once you are logged in the system you will be redirected to the next page where you will be able to handle certain actions or look up data. More details you can find further in the manual.

Also a redirected to the H.Essers site can be found by pressing the learn more button. Driver documents and the web portal manual can also be found on de default page.

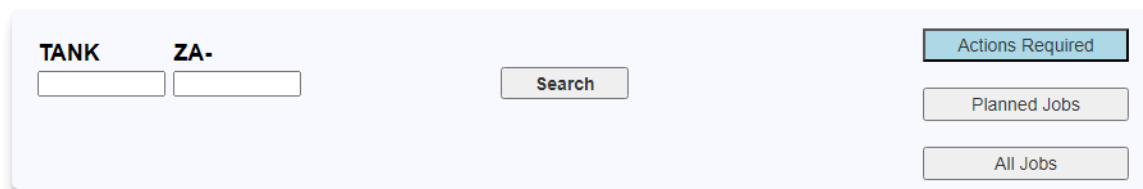
### 3.2 Haulier page

The haulier page has been adjusted. The new layout should make it easier to work with. You still have the same functionalities like before but they have been joined on 1 screen. You can upload CMR + other files

#### 3.2.1 Searchquery

At the top left side, you can search on ZA or tank number. Here you can filter on order/tank. On the right side you can also find 3 buttons.

- Actions Required
- Planned Jobs
- All Jobs



Actions Required will show you the jobs that still need CMR or information related to the load or delivery.

Planned Jobs will display a list of jobs that are planned but not executed yet.

All Jobs will show you all the Jobs you did and are planned for you as haulier.

#### 3.2.2 Datagrid

This data grid displays the info about the jobs, it shows the basic data but also has the options to upload CMR documents + redirect you to data input related to a certain job. You can upload the CMr by clicking on the CMR button. In case it's red it means no CMR has been uploaded yet. In case it's green then a CMR already has been attached.

Order	Action	Container	Truck	RC	City	Date	Time	CMR	Data
ZA517288	10	FTLU825430-7	BEVERTRANS01	L	Antwerpen	1/06/2023	9	X	V
ZA521396	10	HUKU379017-6	BEVERTRANS01	L	Gent	7/08/2023	6	X	V
ZA516683	10	HUKU311049-5	BEVERTRANS02	L	Zwijndrecht	22/05/2023	8	X	V
ZA518922	10	CXTU109246-8	BEVERTRANS02	L	Antwerpen	29/06/2023	6	X	V
ZA516792	10	HUKU311167-6	BEVERTRANS03	L	Ham	24/05/2023	8	X	V
ZA518439	10	HUKU351379-9	BEVERTRANS03	L	Botlek	16/06/2023	9	X	V

### 3.2.3 Data overview & file upload

At the top right side, you can find all the job info + the option to enter an MRN. When you click open file upload or select the button in the data grid under MRN. Then you should be able to see the file upload where you can upload the MRN or other documents.



ZA-Ref	ZA520993
Sequence	10
Tank number	933009
Tank ID	VODU933009-4
Date	7/08/2023 10:00:00
Address	Nouryon Surface Chemistry in Ghlin - Belgium
MRN Import	
MRN Export	

[SAVE](#)

---

[Close File upload](#)


Type Document / Picture

Browse or take picture

[UPLOAD Document](#)

### 3.3 Driver Page

If you select to log in as a driver, you will have a different view. Below is the mobile version of this web page. Fill in the reference (ZA+ number) and it will load in the details for that action.

**H.Essers Liquid Bulk** 

## Driver overview

ZA-

ZA-Ref	<input type="text"/>
Sequence	<input type="text"/>
Tank number	<input type="text"/>
Tank ID	<input type="text"/>
Date	<input type="text"/>
<b>Address</b>	<input type="text"/>
MRN Import	<input type="text"/>
MRN Export	<input type="text"/>

© 2023 - Liquid Bulk IT

When you fill in the reference and press search the order details will load. In case the order can't be found or is not your job it will not load in so make sure you enter the correct job reference.



## Driver overview

ZA- 

ZA-Ref

ZA450430

Sequence

10

Tank number

241025

Tank ID

HUKU241025-0

Date

19/11/2020 9:00:00

Address

Basf Antwerpen in Antwerpen  
- Belgium

MRN Import

MRN Export

© 2023 - Liquid Bulk IT

As driver you can find the info but you also have the option to enter a MRN number in the field MRN Export. It's also possible to indicate when you arrive/depart from the location. This gives an indication to our planners and our system.